



Erasmus+



Municipality of Piraeus



University of Piraeus



NGO "Organization Earth"

Guide for the program "OLS for Refugees"

دليل برنامج ال «OLS» للاجئين:

1. What is the “OLS for Refugees”?

European Commission understanding that we are all a part in this humanitarian crisis, has decided to allocate language licenses and courses for refugees. The purpose of this action is to help in a way the participants to acknowledge a European language in case they want to move, work and produce in such a country.

2. Which Language I am allowed to choose?

The OLS is currently available in twelve languages: **German, English, Spanish, French, Italian, Dutch, Czech, Danish, Greek, Polish, Portuguese and Swedish.** Language courses in the first six languages are available from A1 to C2. Czech, Danish, Greek, Polish and Swedish language courses are offered at A1 level only, while Portuguese language courses are available up until B2 level. Refugees who wish to receive an OLS licence can choose any of the twelve languages.

3. How many languages I am able to enroll to and attend courses?

The guidance that we have until now is that you can attend only one Language.

4. How much time does it take to complete and gain a language level?

The duration of the courses should be maximum 13 months –the minimum is up to you (how quickly you can correspond to the courses).

للاجئين؟ “OLS” ١. ما هو برنامج ال
أدركت المفوضية الأوروبية بأن جميعنا جزء في هذه الأزمة
الإنسانية، فقررت تخصيص تراخيص ودروس لغات للاجئين،
والسبب لهذا العمل بأنه وسيلة مساعدة للمشاركين للحصول
على اعتراف لغة أوروبية، وذلك بحال تنقلوا، وأرادوا العمل
والإنتاج في ذلك البلد

٢. أي لغة يسمح لي أن اختار؟
حاليا توفر اثني عشر لغة “الألمانية، الإنكليزية “OLS” ال
الإسبانية، الفرنسية، الإيطالية، الهولندية، التشيكية
،الدنماركية، اليونانية، البولندية، البرتغالية والسويدية
١ A الدورات في الست لغات الأولى تتوفر من مستوى
C٢
ودورات اللغة التشيكية والبولندية والدنماركية واليونانية
١ فقط A والبولندية والسويدية تتوفر في مستوى
B٢ بينما دورات اللغة البرتغالية فهي متوفرة حتى مستوى
قادرين على “OLS” اللاجئين الذين يرغبون تلقي رخصة ال
اختيار أي من اللغات الاثني عشر

٣. كم عدد اللغات بإمكانك تسجيل دورات لها؟
التوجيه الذي لدينا حتى الآن هو أنه بإمكانك حضور دورة
واحدة فقط.

٤. كم من الوقت يستغرق إكمال والحصول على
مستوى اللغة؟
مدة الدورة يجب أن تكون كحد أقصى ل١٣ شهر
(والحد الأدنى يعود إليك (مدى سرعة توافقك مع الدورات

PROCEDURE

1. Give your e-mail to the responsible person so as to receive the appropriate test and courses. -
2. Choose which language you want to take part in according to your personal criteria and needs.
3. Keep up on your e-mails so as not to miss the chance for the assessment and the courses.
4. Undertake 1st assessment so as to obtain the level you belong, attend online courses, and undertake 2nd assessment at the end of the courses so as to compute the evolution of your language skills.

Tips

- ✓ Obtaining a laptop/ tablet /notepad/ iphone would be really helpful but in case you don't have one of these, you will be informed about the days and hours per week, that you will be able to visit a specially offered room with Computers and all the technical support that you need, in order to attend the Language Courses there.
- ✓ To the whole procedure you will have a "mentor" called operator, who will be responsible to help you in any step that you will find difficulty, from start till the end of your participation. You will get soon informed about the person that you can refer your problem as for the OLS.
- ✓ More info at <http://erasmusplusols.eu/ols4refugees/>

الإجراءات:

١. قم بإعطاء بريدك الإلكتروني للشخص المسؤول من أجل تلقي الاختبار والدورات المناسبة.
٢. قم باختيار اللغة التي تريدها وفقا لاهتماماتك الشخصية واحتياجاتك.
٣. حافظ على بريدك الإلكتروني والرسائل كي لا تفوت الفرصة في التقييم والدورات.
٤. إجراء التقييم الأول وذلك لمعرفة المستوى الذي تنتمي إليه ،حضور الدورات على الإنترنت ،وإجراء التقييم الثاني في نهاية الدورات وذلك لحساب تطور مهاراتك اللغوية.

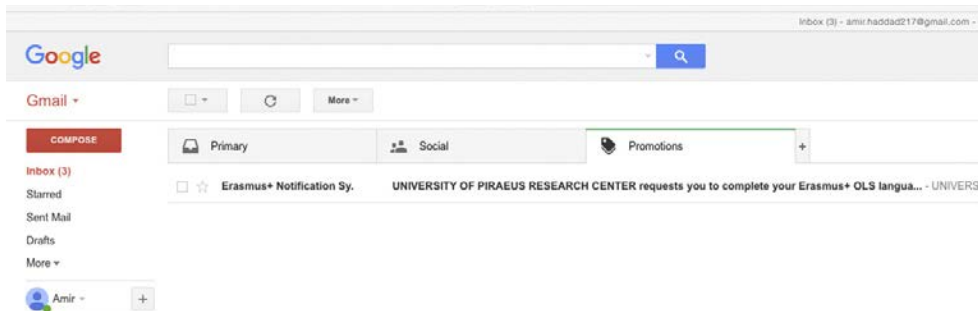
نصائح

- أن تمتلك جهاز كمبيوتر محمول/ حاسب لوحي/ مفكرة/ هاتف ستكون مفيدة بالفعل، ولكن في حال لا تمتلك واحدة من هذه ، سيتم إعلامك عن أيام وساعات في الأسبوع تكون فيها قادر على زيارة الغرفة المطروحة خصيصا مع أجهزة كمبيوتر وكل الدعم التقني الذي تحتاجه وذلك لحضور دورات اللغة هناك.
- لإجراء هذا كله سيكون لديك "نصح" مرشد والذي سيكون مسؤولا عن مساعدتك في أي خطوة تجد صعوبة فيها، من بداية وحتى نهاية مشاركتكم، وسيتم يمكنك مراجعة "OLS" إعلامك قريبا عن شخص من ال مشكلتك لديه
- لمزيد من المعلومات: <http://erasmusplusols.eu/ols4refugees/>

Guide for the program “OLS for Refugees”

1. Receive e-mail from ols platform – Undertake 1st assessment in order to enroll to the appropriate language level.

“OLS” تلقي البريد الإلكتروني من ال



Open the e-mail
فتح البريد الإلكتروني.

Read the guidance about the Language Courses.
قراءة الإرشادات حول دورات اللغة

UNIVERSITY OF PIRAEUS RESEARCH CENTER requests you to complete your Erasmus+ OLS language assessment in English - amir.haddad217@gmail.com - Gmail

Google

Gmail

Erasmus+ Online Linguistic Support

READY TO EXPERIENCE SOMETHING NEW WITH ERASMUS+ ?

UNIVERSITY OF PIRAEUS RESEARCH CENTER requests you to complete your Erasmus+ OLS language assessment

Hello,

You have been selected for Erasmus+ mobility, congratulations!

You are requested to complete your Erasmus+ OLS language assessment.

Warning: if the language that has been attributed to you is not correct, please do not start the language assessment and contact your sending institution/organisation (Erasmus+ Coordinator) immediately.

By completing this language assessment, you'll find out what your current level is in the language you will use to study, work or volunteer during your Erasmus+ mobility.

The results of your language assessment do not prevent you from taking part in the Erasmus+ mobility. However, if you are a higher education student, you need to complete the assessment as a prerequisite for your Erasmus+ mobility. The results, in line with the Common European Framework of Reference (CEFR) are accessible to you and your Higher Education sending institution or EVS/VET coordinating organisation. For Higher Education students, the results are not communicated to the receiving institution/organisation. For EVS volunteers and VET learners, the results are not communicated to the other organisation(s) of your project. However, you are free to send the results to them.

At the end of your Erasmus+ mobility period, you will be required to complete another language assessment to check the progress made in your language competence during your stay abroad.

The European Commission uses aggregated data of the language assessment results for statistical purposes to measure the impact of the programme.

Information about the language assessment.

The online language assessment takes approximately 40 to 50 minutes, and consists of five sections (grammar, vocabulary, key communicative phrases, listening comprehension, and reading comprehension) with a total of 70 questions. We advise you to take the assessment in a quiet environment with a stable internet connection. You are able to exit the language assessment and resume it at a later date, provided that you have completed the current section that you are working on. Your answers will be saved for 10 days. You cannot restart the language assessment once it has been completed.

Please note that you are requested to complete the language assessment before: 15/02/2017.

Please use the following login and password:

Login: E-mail: amir.haddad217@gmail.com
Password: PLF2gFwZ

Start the language assessment

If you need help, please contact [the Erasmus+ OLS technical support team](#).

Wishing you every success with your exchange abroad.

Erasmus+ Online Linguistic Support (OLS)

No recent chats
Start a new one

Login: E-mail: amir.haddad217@gmail.com
Password: PLF2gFwZ

Guide for the program “OLS for Refugees”

Start the Language Assessment – Remember Username-Password!

. بدء تقييم اللغة. تذكر اسم المستخدم-كلمة المرور

Log in to your Ols Account.

الخاص بك «OLS» قم بتسجيل الدخول لحساب ال

erasmusplusols.eu

English - A A Login

Home Language assessment Language courses Contents Media Support

Login to my account

If you are **leaving for an Erasmus+ mobility activity**, you should have received an email from your sending institution/organisation with a login and a password to access the platform.

If you haven't received it yet, please first check that the email has not been sent to your spam folder and then contact your sending institution (Erasmus+ coordinator) to check whether the invitation has been sent or when you can expect to receive it.

If you are a **National Agency or a Beneficiary**, you should have received an automated email from the Erasmus+ OLS with a login and password to access the platform.

As a reminder, your login is your email address. If you forgot your password you can click [here](#) to reset it.

Login

Password

[Forget your password? Click here to reset it.](#)

LOGIN

This space is strictly reserved for Erasmus+ mobility activities. If you are not a beneficiary, please click [HERE](#)

We are celebrating the 30th anniversary of the Erasmus Programme in 2017 - a milestone for Europe! Check out our campaign

Have you ever visited Varna in Bulgaria? It's this year's European Youth Capital

Teach abroad with Erasmus+. Find out more

We're looking forward to meeting you at the

Login

amir.haddad217@gmail.com

Password

Edit Profile-You can change your password if you want
يمكنك تحرير الملف-تستطيع تغيير كلمة المرور إذا أردت

Write your surname, name, gender, destination country, duration of courses -Save these modifications.

اكتب لقبك «الكنية أو الشهرة» ، الاسم ، الجنس ، البلد المقصود ومدة الانتقال للبلد



Edit my profile

Please complete the form below. All fields are required.

To update your profile, do not forget to click on "Save these modifications".

* Mandatory fields

My login information

Login

New Password

New Password Confirmation

My personal details

Last name *

First name *

Gender

M F Other

Nationality*

Mother tongue *

Additional email address to receive email notifications *

Year of birth *

Privacy

I accept the terms on data protection and data privacy of the [Legal notice](#) *

Save these modifications

Country of destination

المقصود وبعدها قم بحفظ هذه التعديلات

Duration of mobility

المدة المتبقية للانتقال إلى هناك



Profile successfully saved

* Mandatory fields

My mobility information

Country of destination *	Greece	Sending institution / organisation	Erasmus+ OLS (Online Language Support)
Language to test	English	Local Language	En Local Language Assessment
Type of mobility	Erasmus+ OLS (Online Language Support)		
Estimated start of the mobility period *	February	2017	Mobility period
Estimated end of the mobility period *	September	2017	Invalid duration

Please ensure that you have entered the correct mobility dates (start and end month/year). Your mobility period will be calculated on the basis of this data. Furthermore, this period, as calculated according to your dates, determines your access to the final language assessment and, if applicable, to the language course.

Time Zone (WARNING: this field must be set correctly for the Live Coaching activities. Remember to update the time zone when you change countries.) *

(GMT+02:00) Europe/Athens

Save these modifications

Ready to begin!

جاهز للبدء.

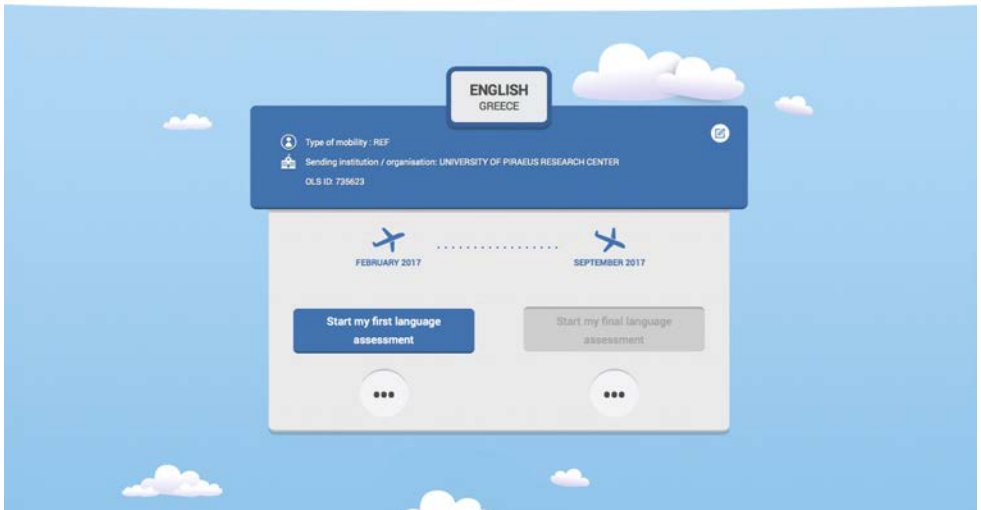


 Your mobility information was successfully saved.

[Edit my profile](#)

The OLS language assessment is compulsory, but most importantly, it allows you to assess your level for each language skill. By taking the assessment, you will also have a chance to improve your level by following an OLS language course. At the end of your mobility period, after having taken the final language assessment, you will be able to check your progress and receive a detailed evaluation record informing you of your new level. This is also an opportunity for you to easily update your Europass CV or Youthpass.

Now with the new "Live Coaching" activities (MOOCs, Forum and Tutoring Sessions), you can benefit from interactive live sessions and dedicated support from native speaking tutors. Enjoy the opportunity to connect with other Erasmus+ participants and speak with them about your Erasmus+ experience! The OLS "Live Coaching" is designed to boost your progress in your learning and increase your level even more quickly through live interactions, so don't miss the chance to take full advantage of it!



Start my Language Assessment in order to obtain the initial level

ابدأ تقييم اللغة للحصول على المستوى الأول



[Start my first language assessment](#)

Welcome to the Erasmus+ OLS language assessment.

You are requested to complete this language assessment in the language you will use to study, work or volunteer during your Erasmus+ mobility. By completing this assessment, you can find out what your current language level is.

The online assessment takes approximately **40 to 50 minutes** and consists of five sections with a total of 70 questions:

- Grammar (20 questions)
- Vocabulary (15 questions)
- Key communicative phrases (15 questions)
- Listening comprehension (10 questions)
- Reading comprehension (10 questions)

The questions are progressively adapted to suit your language level so don't worry if the questions suddenly become easier or more difficult.

We advise you to take the assessment in a quiet environment with a stable internet connection. At any moment during the assessment, you can save and continue later, but keep in mind that once you have completed the assessment and received the results, you cannot do it again.

While you are taking the assessment, the system does not display the correct answers on the screen. Once you have finished the language assessment, your results are displayed on the screen and a copy of these results is also sent to you by e-mail.

Start my Language Assessment in order to obtain the initial level
ابدأ تقييم اللغة للحصول على المستوى الأول



You are about to start your language assessment.

Please check that your interface language is correct before starting the assessment.

The interface language refers to the language in which instructions are given; this is NOT the language in which you are being assessed.

You are able to modify your interface language via the drop-down menu in the top right-hand corner of the screen.

Test your equipment

Congratulations!

Your configuration matches the minimal specifications to access Erasmus+ OLS.

[Start the language assessment](#)

Resolution	✓ 2560 x 1440
Browser	✓ Safari 10.0
Flash Player or HTML5	✓ HTML 5
Cookies	✓ Active

Check the equipment.

تفحص المعدات.

Soundcheck

تفحص الصوت

Erasmus+ Online Linguistic Support  Feb 9, 2017 Report a problem

Language Assessment - English

Sound set-up for the language assessment

In order to be able to answer the listening comprehension questions, your loudspeakers (or headphones) must be plugged in and functioning.

Erasmus+ suggests you test your sound configuration before beginning the language assessment. Make sure that your loudspeakers (or headphones) are correctly plugged in and verify that the sound is not on 'Mute'.

Click on the 'Play' button below to test your sound configuration.

Click to listen: 

Erasmus+ Online Linguistic Support  Feb 9, 2017 Report a problem

Language Assessment - English

Sound set-up for the language assessment

In order to be able to answer the listening comprehension questions, your loudspeakers (or headphones) must be plugged in and functioning.

Erasmus+ suggests you test your sound configuration before beginning the language assessment. Make sure that your loudspeakers (or headphones) are correctly plugged in and verify that the sound is not on 'Mute'.

Click on the 'Play' button below to test your sound configuration.

Did you hear the sound?

Click to listen: 

Erasmus+ Online Linguistic Support  Feb 9, 2017 Report a problem

Language Assessment - English

Sound set-up for the language assessment

Perfect! Your loudspeakers (headphones) are configured correctly. You can begin your language assessment by clicking on the 'continue' button.

Good luck!

Click to listen: 



[Legal disclaimer and privacy statement](#) | [User guide - Assessment](#)

Finally Begin the Test

أخيرا ابدأ الاختبار

Some examples

إجراء التقييم الأول-بعض الأمثلة

Erasmus+ Online Linguistic Support  Feb 9, 2017 Report a problem

LANGUAGE ASSESSMENT - ENGLISH

Difficulty: ★☆☆☆☆

Choose the right answer.

The Board of Directors have met in Paris next Thursday.
 met
 going to meet
 is meeting

Continue

GRAMMAR VOCABULARY KEY COMMUNICATIVE PHRASES LISTENING COMPREHENSION READING COMPREHENSION

Erasmus+ Online Linguistic Support  Feb 9, 2017 Report a problem

LANGUAGE ASSESSMENT - ENGLISH

Difficulty: ★☆☆☆☆

Choose the right answer.

While working for the company in New York, I did meet many interesting people.
 am meeting
 met
 was meeting

Continue

** In the whole you have 5 parts to undertake to the assessment
Grammar, Vocabulary , Key Communicative Phrases, Listening Comprehence, Reading
Comprehence

بالعموم لديك ٥ قواعد للقيام بالتقييم
المفردات/عبارات التواصل الرئيسية/الاستيعاب في الاستماع
(. الاستيعاب في القراءة)

LANGUAGE ASSESSMENT - ENGLISH

Difficulty: ★☆☆☆☆

Choose the right answer.

Complete the sentence.



- He usually goes to work by bus.
 goes to work by train.
 drives to work.
 goes to work on foot.

Continue

GRAMMAR

VOCABULARY

KEY COMMUNICATIVE
PHRASES

LISTENING
COMPREHENSION

READING
COMPREHENSION

Results of the Language Assessment – Obtain level نتائج تقييم اللغة-الحصول على المستوى الأولي

Erasmus+ Online Linguistic Support Feb 8, 2017 Report a problem

Results of your language assessment in English

Amir Haddad


The overall level obtained in the language assessment (English) is: A2 according to the CEFR.

A2

You can understand and identify essential information on simple and routine matters in common social and professional situations.



Your detailed English language levels in the assessed language competences are:

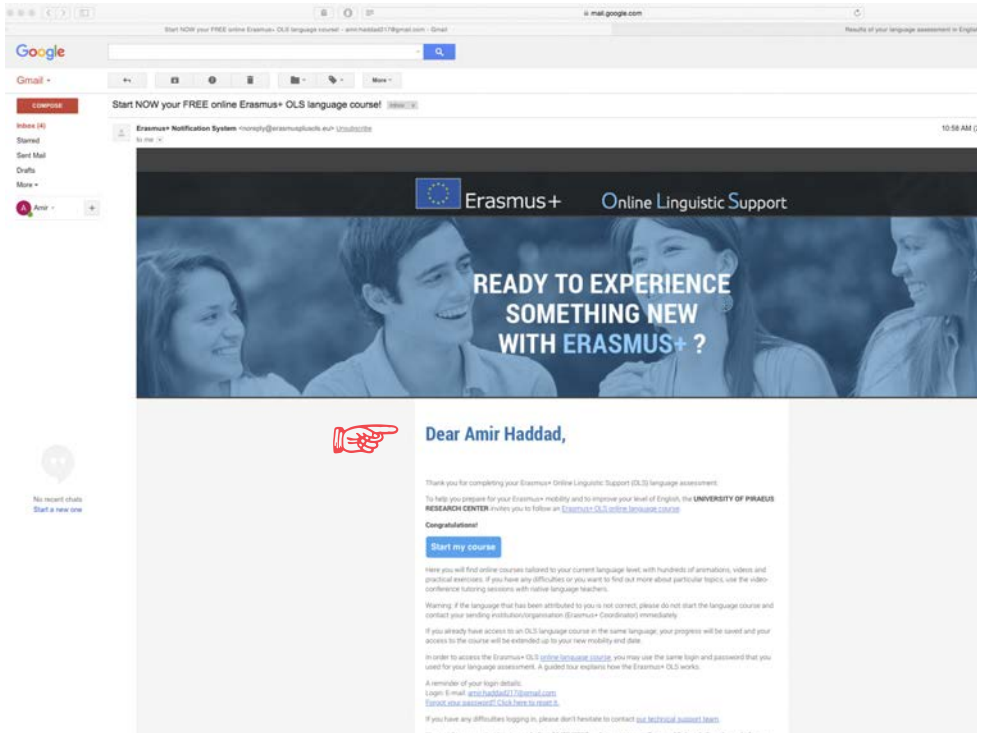
<p>Reading Comprehension</p> <p>A2 You can read very short, simple texts. You can find specific, predictable information in simple everyday material such as advertisements, prospectuses, menus and timetables and you can understand short simple personal letters.</p>	<p>Listening Comprehension</p> <p>A1 You can recognise very simple words and phrases concerning yourself, your family and your immediate surroundings when people speak slowly and clearly.</p>	<p>Grammar</p> <p>B1 You understand the relation between a series of interconnected elements linked to experiences, events, ambitions and plans.</p>
<p>Vocabulary</p> <p>A1 You recognise a very basic range of words and simple phrases related to personal information and immediate needs.</p>	<p>Key Communicative Phrases</p> <p>A1 You can understand simple exchanges, questions and reactions related to very common, everyday social situations.</p>	 <p style="background-color: #333; color: white; padding: 5px; display: inline-block;">Save and print your evaluation report</p>

Receive e-mail about the courses

تلقي بريد إلكتروني عن الدورات

Start my Course

بدء الدورات



Start Language course and get informed about the date of the final assessment so as to watch the **evolution/improvement** of your Language Level
بدء دورات اللغة وإعلامك عن موعد التقييم الثاني (النهائي) وذلك لمراقبة تطور/تحسن مستوى اللغة الخاص بك

The screenshot shows a web browser window with the URL 'erasmus-plus.org/ols'. The page title is 'Welcome! | Erasmus+ OLS'. The main content area has a blue header with 'ENGLISH GREECE' in a white box. Below this, a dark blue box contains user information: 'Type of mobility: REF', 'Sending Institution / organisation: UNIVERSITY OF PIRAEUS RESEARCH CENTER', and 'OLS ID: 735623'. The main content area is divided into two columns. The left column has an airplane icon above 'FEBRUARY 2017', a button 'Start my first language assessment', a circular badge with 'A2', and a 'Results' button. The right column has an airplane icon above 'SEPTEMBER 2017', a button 'Start my final language assessment', and a box with a clock icon and text 'Your final language assessment will be available on 15/09/2017'. At the bottom, there is a large orange button 'Start my language course ENGLISH'.

The screenshot displays the Erasmus+ OLS for Refugees Learning Language EN interface. The user is logged in as amir.haddad217@gmail.com. The main navigation menu includes HOME, LANGUAGE ASSESSMENT, LANGUAGE COURSES, FORUM, and NEWS. The current level is A2 Elementary. The language courses menu is open, showing a list of topics: VOCABULARY, GRAMMAR, PRONUNCIATION (A2/B2), ARGUMENTATION (B1/C1), BANKING, MEETINGS, JOB COURSES (B1/C1), and CORRESPONDENCE (B1/C1). The user's profile shows registration on 09/02/2017 and a subscription expiration on 15/09/2017. A progress bar shows the user's current level (A2) and the next level (B1). The interface also features sections for Live Coaching, Guided Tour, and Continue my learning.



Erasmus+



Municipality of Piraeus



NGO "Organization Earth"

GDISTUDIO.COM©2.2017



University of Piraeus

Department of Public & International Relations

Dr. Christina Kontogoulidou

Tel.: +30 210 414 2245 -2248-2170, Fax: +30 210 414 2347, e-mail: publ@unipi.gr

<http://erasmusplusols.eu/ols4refugees/>

"This OLS for Refugees guide is funded by the European Union under the scope of Erasmus + program".